

G B A O

Third Way Post-Election Research

December 2020

N = 2,200 registered voters, includes an oversample of 2022 voters

Conducted November 18-23, 2020 via landline, cells, and online web panel

Margin of error = +/- 2.2 percentage points

- The country is politically fractured, and many are pessimistic about their leaders.
- Republicans stand more united in their ideological and party beliefs, while Democrats are more divided in their views.
- Despite these divisions, there is broad agreement on leaders coming together to address our most urgent challenges – the pandemic and rising health costs.
 - While other priorities are also important, fewer see their impact on their personal situation.

- Democrats still have much work to do to improve upon economic measures, while having to contend with concern that they will raise taxes.
- However, their ability to connect with regular people is an asset while Republicans are seen as disconnected and for the wealthy. And Democrats are seen as seeking common ground, aligned with voters' priorities.
- 2022 voters prioritize the same issues as the full electorate but show a slightly greater interest in infrastructure.

A photograph of a long, straight asphalt road stretching into the distance under a cloudy sky. The road has a white dashed line down the center. The landscape is flat with dry grass and some trees in the distance. A dark blue banner is overlaid at the bottom of the image.

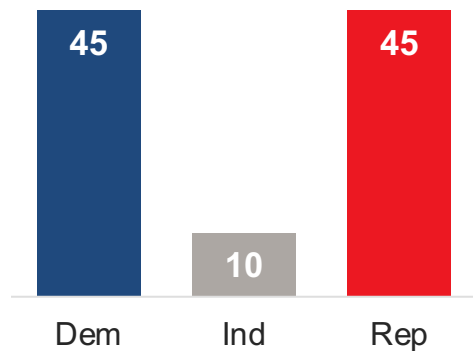
Political Landscape

The Electorate Stands Divided

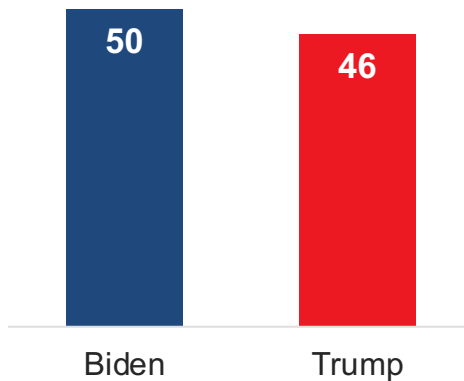
Figure 5

Party ID

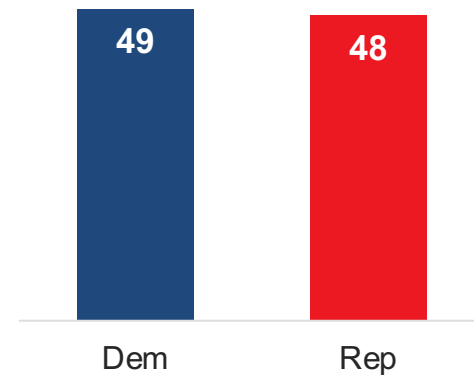
With leaners



Presidential Vote



Congress Vote



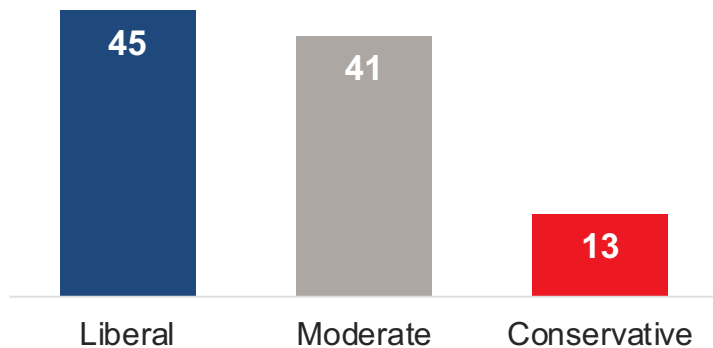
Democrats Are Also Ideologically Divided, Unlike Republicans

Figure 6

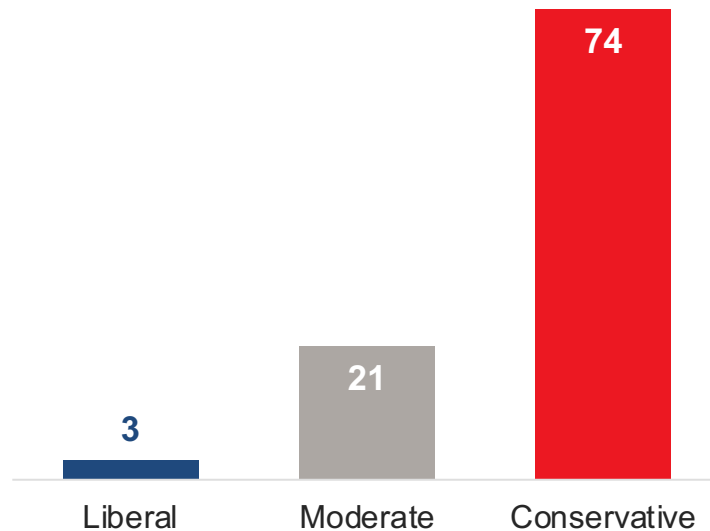
Ideology

Which best describes your political perspective?

Democrats



Republicans

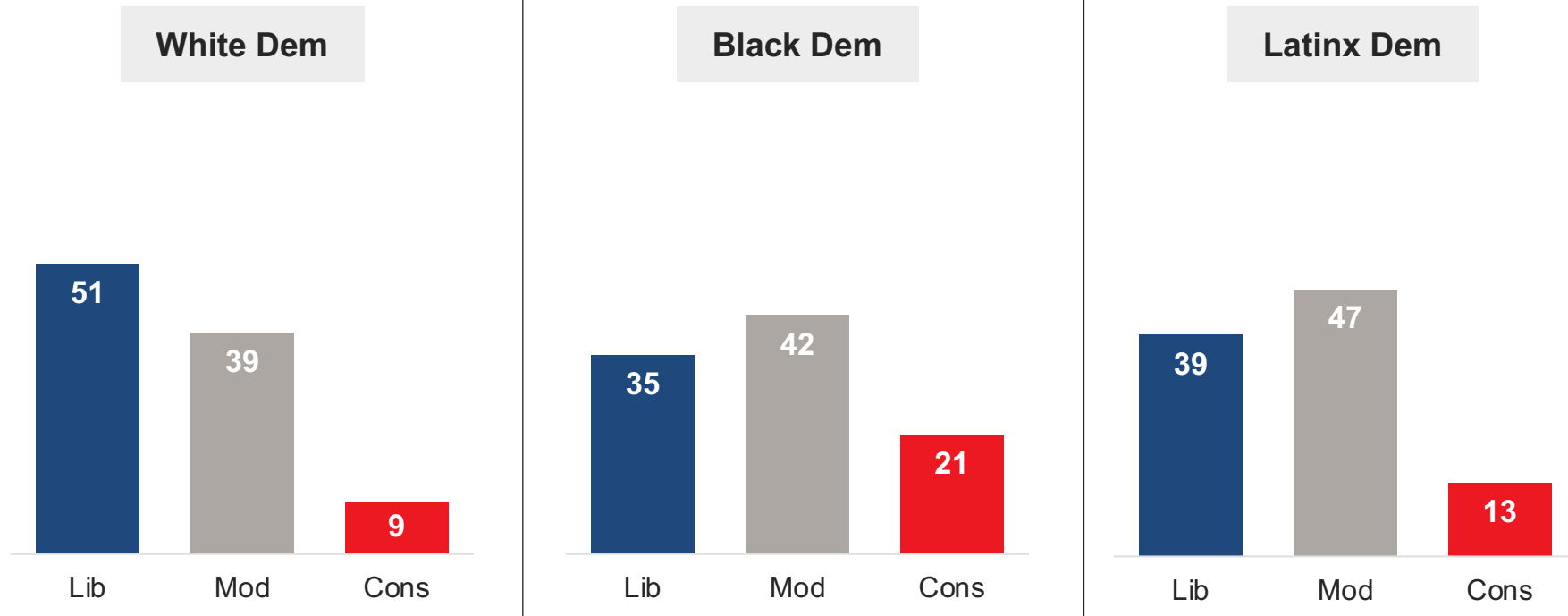


White Democrats Are More Likely To View Themselves As Liberal, Black And Latinx Democrats Less So

Figure 7

Ideology

Which best describes your political perspective?

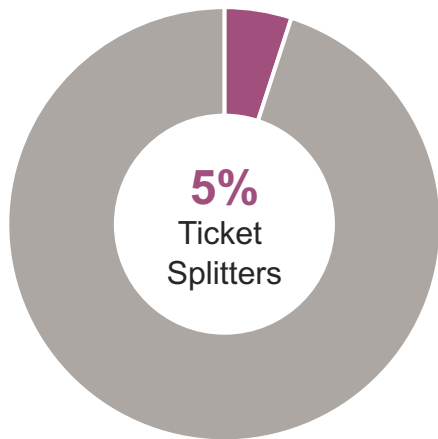


The Few Who Split Votes Did Because Of A Disdain For Trump, Avoiding One Party Control, Dissatisfaction With Choices, And Independence

Figure 8

Ticket Splitters

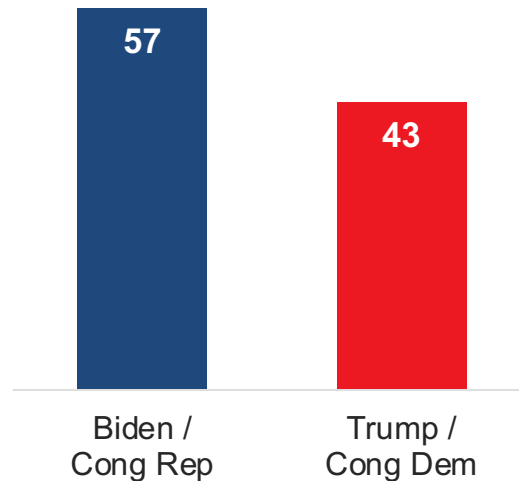
Voter for Biden / Congressional Republican OR Trump / Congressional Democrat



Donald Trump does not tell the truth or represent my view. I always vote Republican.

The president is now unqualified. I think we need another leader.

Among ticket splitters



I don't want either party to have full control.

Voted the person, not the party.

I chose who was the "least bad," since there was no one I wanted to vote for.

Leaders From Both Parties Are Underwater, Biden Fares Better Than Trump And Congress

Figure 9

Favorability

● Favorable ● Unfavorable

Asked on a 0-100 scale
0=very unfavorable, 100=very favorable

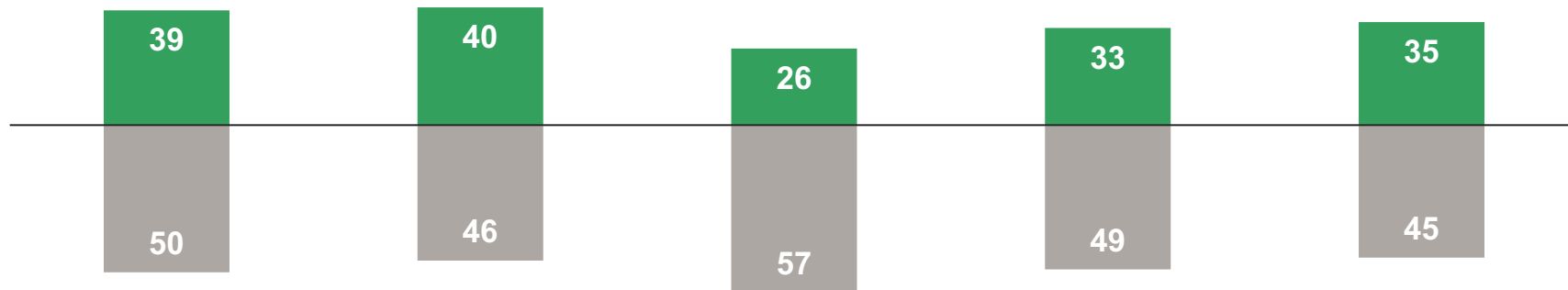
Donald Trump

Joe Biden

Nancy Pelosi

Democrats
in Congress

Republicans
in Congress



A Majority Of Biden Voters Currently Feel Party Is Out Of Step With Their Own Views, Especially Non-Liberals And Younger Voters

Figure 10

Democratic Party

(If Voted for Biden) Which of the following comes closer to your own view about the Democratic Party? The Democratic Party and its policies tend to be...

		Lib	Mod/ Cons	<50	50-64	65+
...more progressive or liberal than my own personal views	23	14	29	24	17	27
...more moderate or conservative than my own personal views	29	34	26	35	26	19
...very similar to my own personal views	45	51	40	38	53	48

Trump Voters Are Largely In Alignment With The Republican Policies

Figure 11

Republican Party

(If Voted for Trump) Which of the following comes closer to your own view about the Republican Party? The Republican Party and its policies tend to be...

		Lib / Mod	Cons	<35	35-49	50+
... more conservative than my own personal views	15	25	10	16	16	15
... more moderate or liberal than my own personal views	17	20	15	25	19	13
...very similar to my own personal views	66	52	72	56	64	69

Two white pencils are positioned diagonally in the upper left corner of the frame. The background is a solid light beige color. A dark blue banner with a diagonal cut on the right side is located in the lower half of the image.

Legislative Priorities

Voters Want To See Leaders Address Economic Issues Beyond COVID, Republicans Are More Likely To Favor A Limited Approach

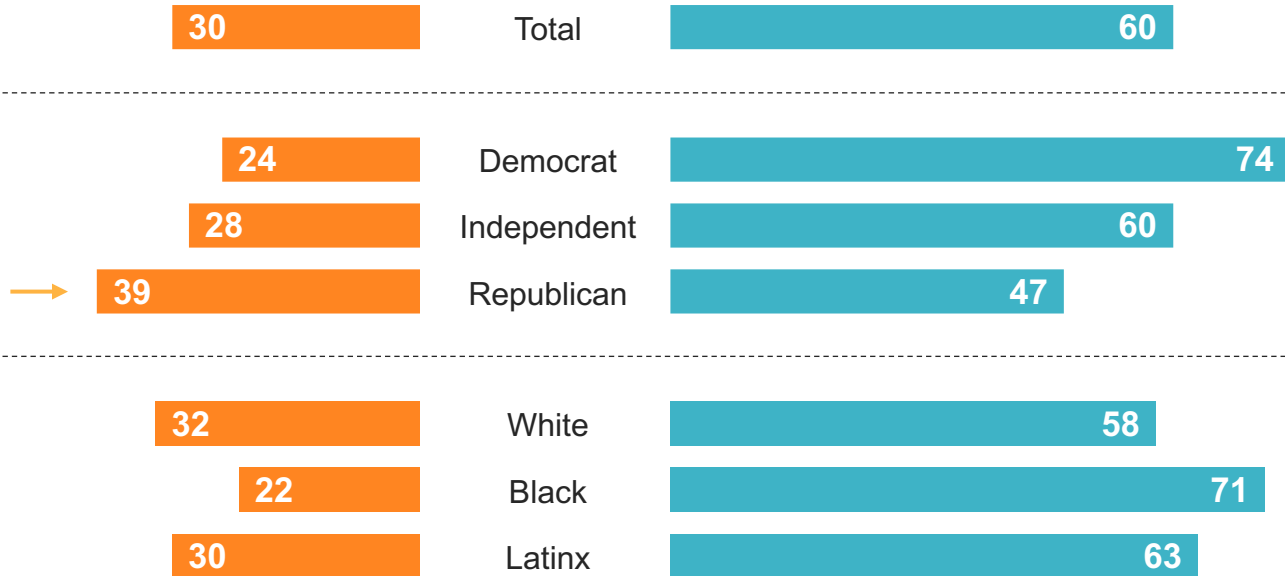
Figure 13

Big vs. Targeted Changes

Regardless of who you voted for, which of the following comes closer to what you most want to see from President-elect Biden and Congress?

Targeted changes to grow the parts of the economy most hurt by the coronavirus and recession.

Big changes to not just address the coronavirus and economic downturn, but also to make the economy work better for everyone



Among Republicans, Women And Older Voters Are More Open To Broader Changes

Figure 14

Big vs. Targeted Changes

Regardless of who you voted for, which of the following comes closer to what you most want to see from President-elect Biden and Congress?

Targeted changes to grow the parts of the economy most hurt by the coronavirus and recession.

Big changes to not just address the coronavirus and economic downturn, but also to make the economy work better for everyone

40

Rep men

42

37

Rep women

52

45

Rep <50

44

34

Rep 50+

50

40

Rep Coll

48

38

Rep Non-Coll

47

But Dealing With Immediate Challenges Must Come Before Solving Systemic Problems, Which Are Most Important To Younger Voters

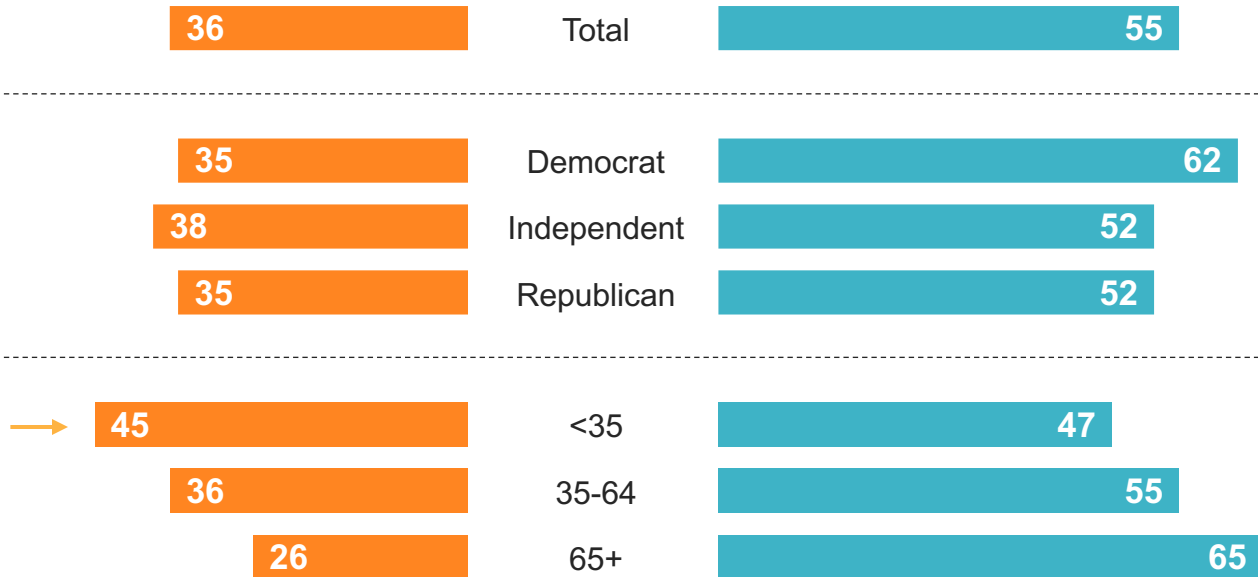
Figure 15

Urgent vs. Long-Term

Regardless of who you voted for, which of the following comes closer to what you most want to see from President-elect Biden and Congress?

A focus on the **long-term, systemic challenges** our country faces

A focus on the **urgent challenges** people face right now



More Prefer Compromise—Even Across Party Lines

Figure 16

Compromise

Regardless of who you voted for, which of the following comes closer to what you most want to see from President-elect Biden and Congress?

It is more important for political leaders to **stick to their beliefs** even if little gets done

It is more important for political leaders to **compromise** in order to get things done

20

Total

77

13

Lib Dem

87

13

Non-Lib Dem

86

21

Non-Cons Rep

76

30

Cons Rep

64

25

<50

73

16

50+

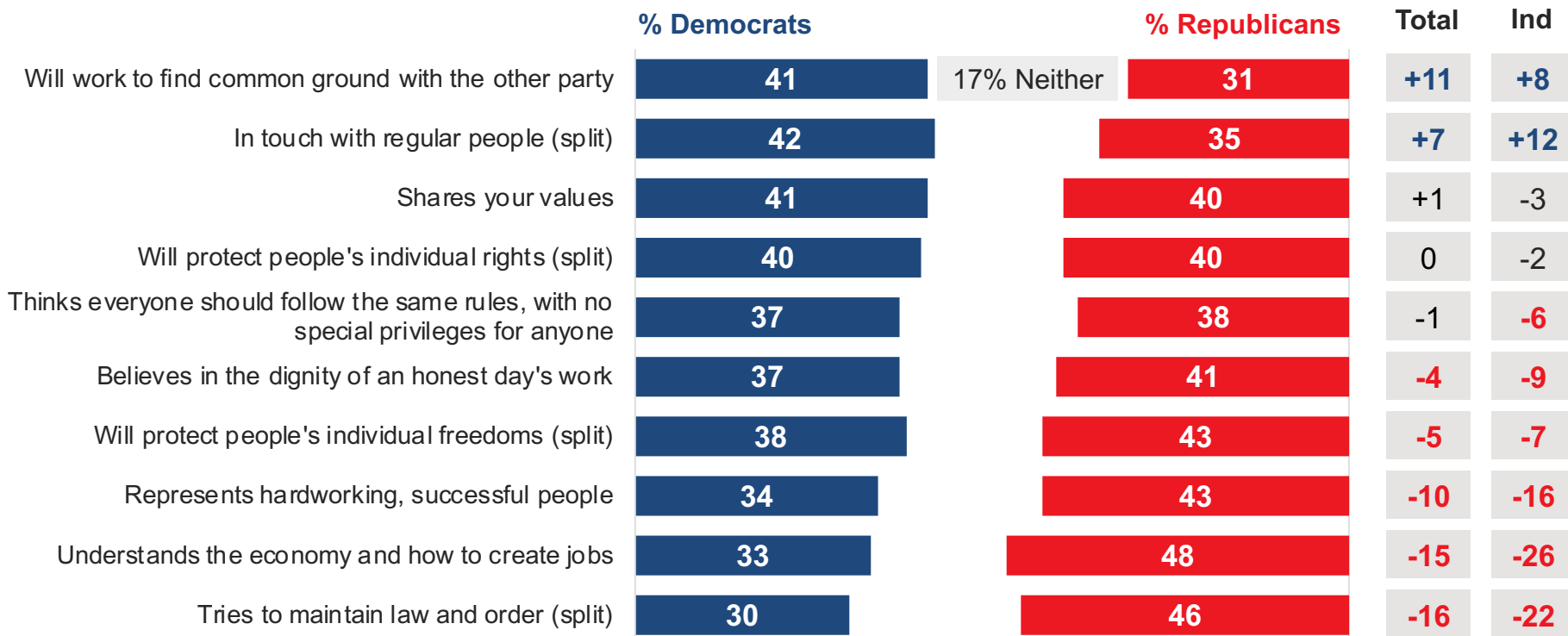
80

Democrats Stronger On Empathy And Bipartisanship, Weaker On Economic Measures And Law And Order

Figure 17

Traits (Positive)

After each word or phrase, please tell me which it describes better - the Democratic Party or the Republican Party.



Partisans Each Give Their Party Weak Marks Relative To The Other Party With Similarly Weaker Marks On Following The Same Rules

Figure 18

Traits (Positive)

After each word or phrase, please tell me which it describes better - the Democratic Party or the Republican Party.

Dem – GOP among **Republicans**

56

68

79

70

34

75

78

78

81

79

Find common ground

In touch

Shares values

Protect rights

Follow the same rules

Dignity of work

Protect freedoms

Hardworking

Economy / jobs

Law and order

Dem – GOP among **Democrats**

77

73

83

72

34

69

66

62

60

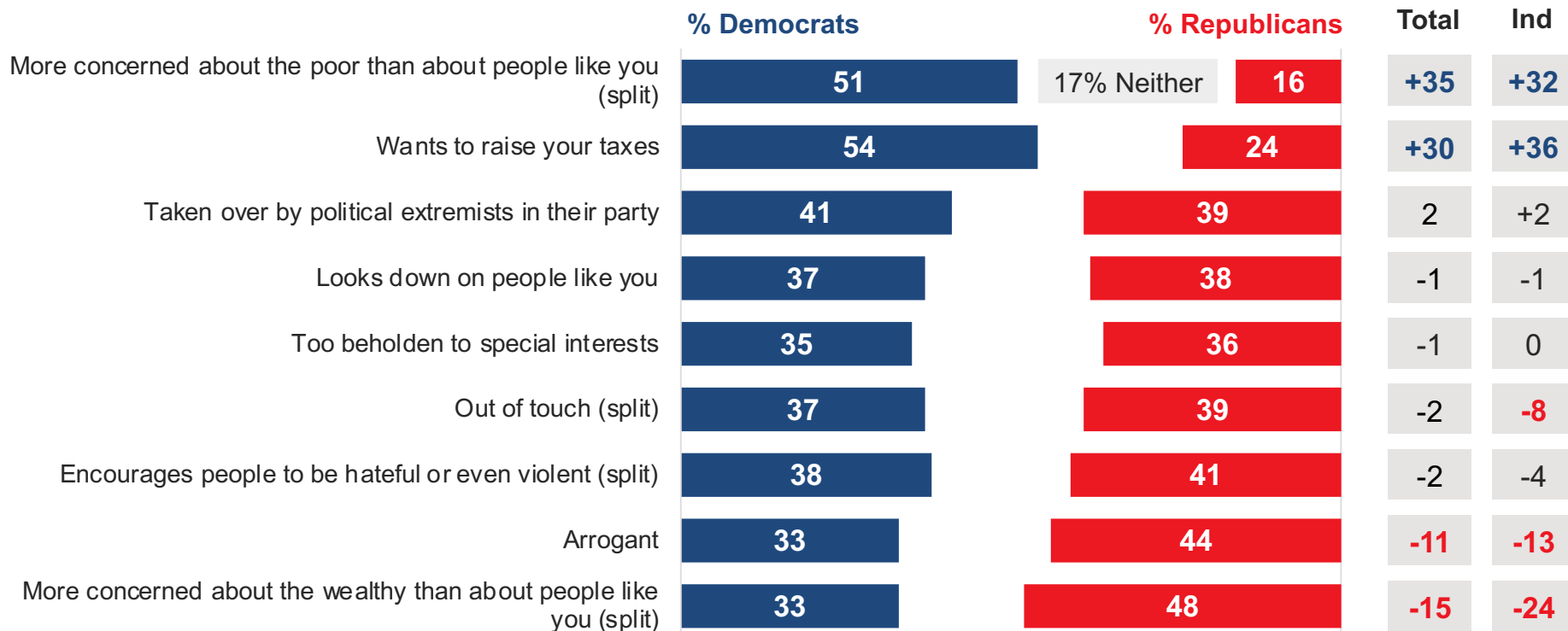
53

Democrats Vulnerable On Taxes, Republicans Seen As Disconnected

Figure 19

Traits (Negative)

After each word or phrase, please tell me which it describes better - the Democratic Party or the Republican Party.



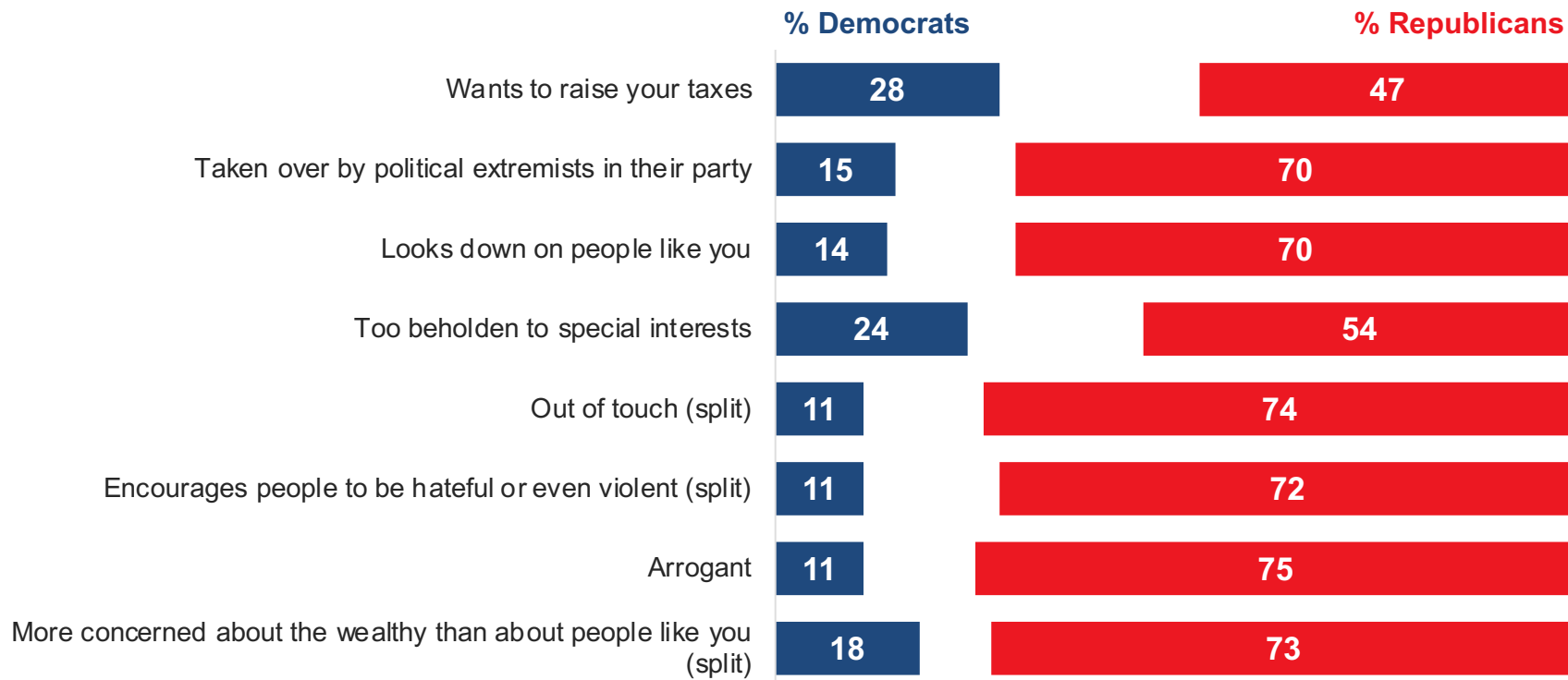
Democrats Place Some Inward Blame On Taxes And Special Interests, While Violence, Extremism, & Elitism Nearly All On Republicans

Figure 20

Traits (Negative)

After each word or phrase, please tell me which it describes better - the Democratic Party or the Republican Party.

Democrats



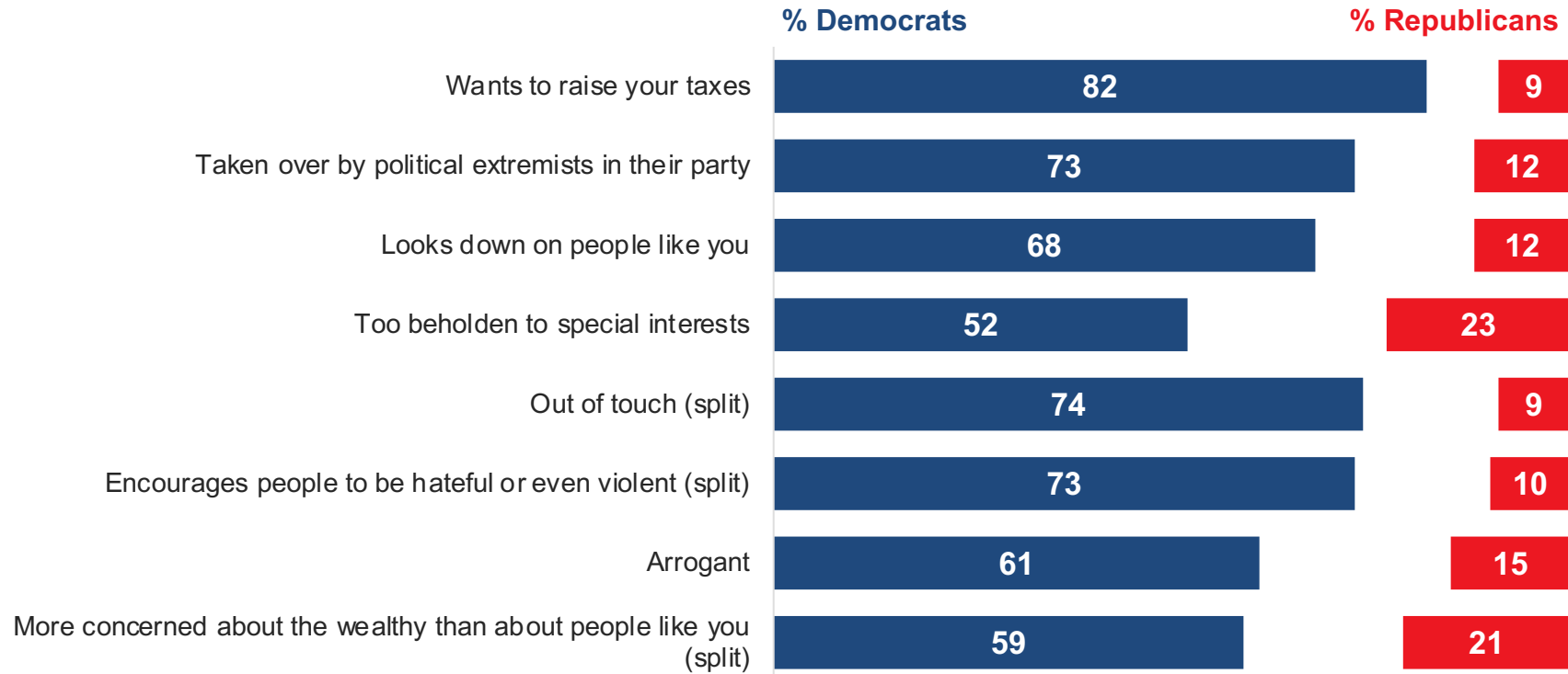
Republicans, Likewise, Blame Violence & Extremism On Democrats, Accept Some Blame On Special Interests & The Wealthy

Figure 21

Traits (Negative)

After each word or phrase, please tell me which it describes better - the Democratic Party or the Republican Party.

Republicans



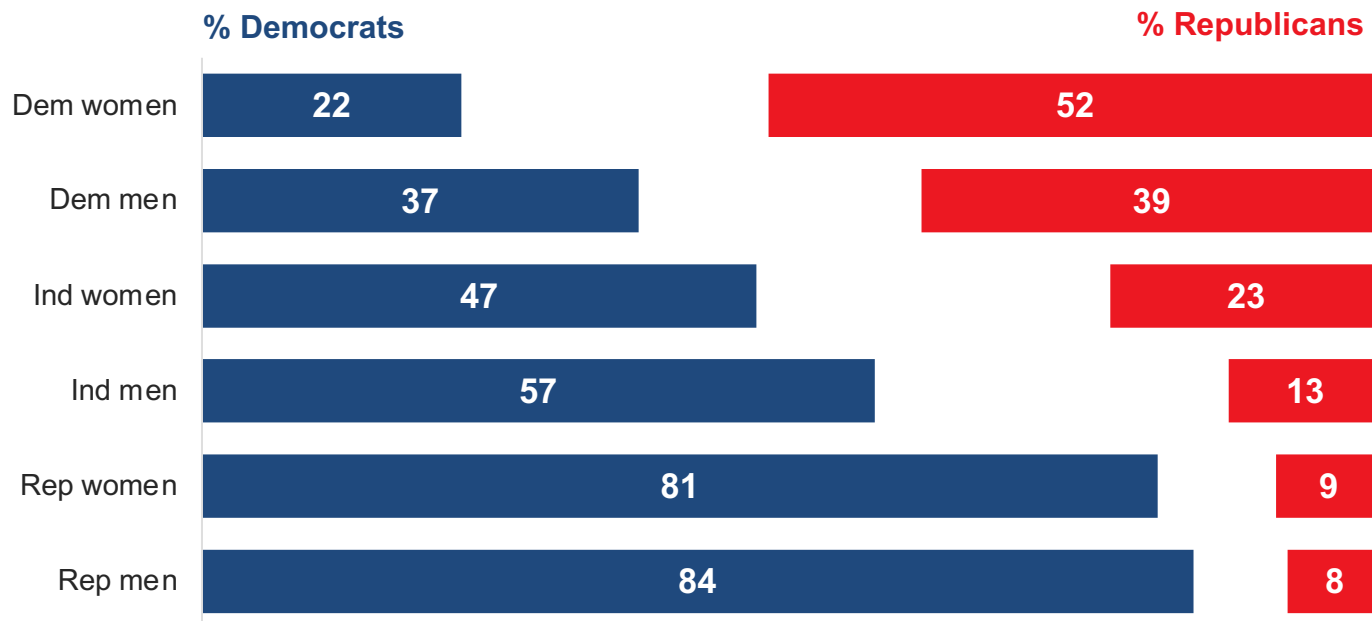
Dem & Ind Men Worry About Democrats Raising Taxes More Than Their Female Partisan Counterparts

Figure 22

Traits (Negative)

After each word or phrase, please tell me which it describes better - the Democratic Party or the Republican Party.

Wants to raise your taxes



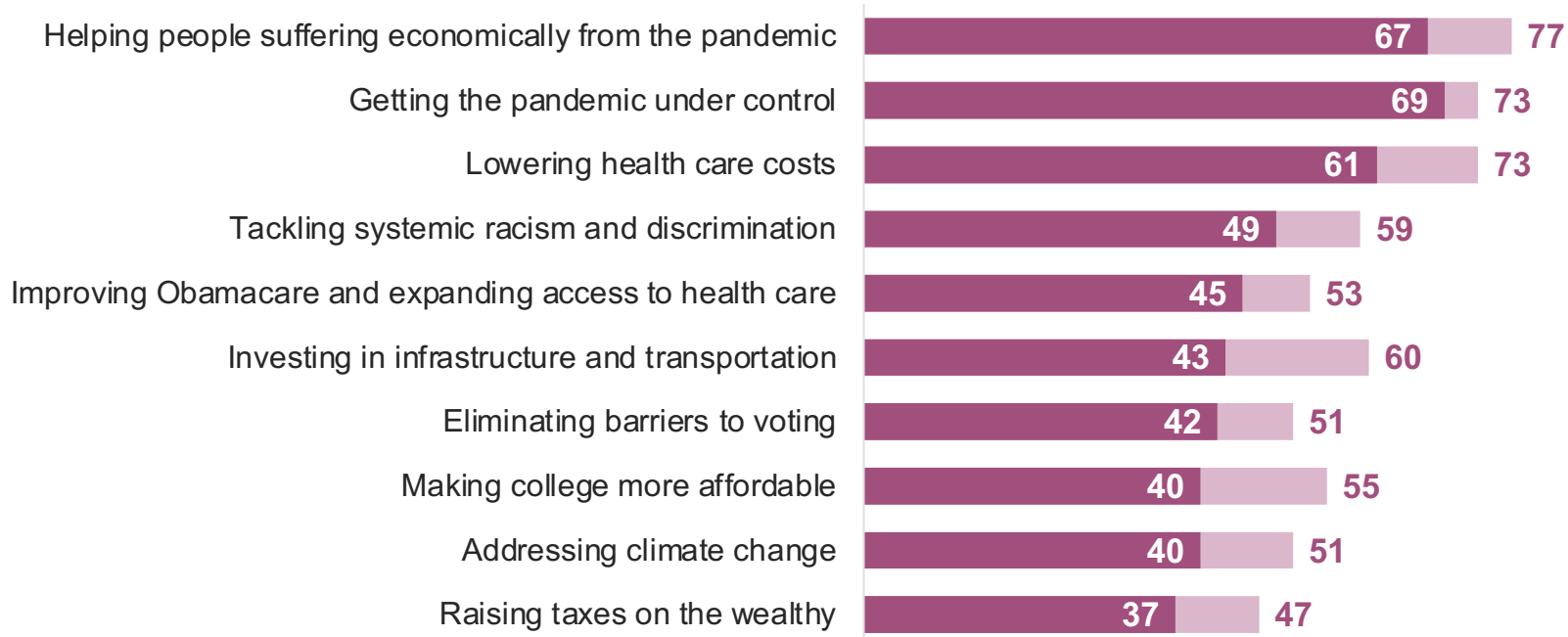
Pandemic Relief And Lowering Health Care Costs Outweigh Other Legislative Priorities

Figure 23

Priorities

Using a scale from 0 to 10, how much of a priority it should be for the Biden administration to work on this issue in his first year in office, where 10 means you think it should be an urgent priority and 0 means it should not be a priority at all.

● High priority (8-10) ● Total priority (6-10)



Wide Agreement On High Level Priorities, Democrats Also Elevate Systemic Racism; Obamacare Evokes Partisan Response

Figure 24

Priorities	% High Priority (8-10)							
	Total	Dem	Ind	Rep	Ticket Splitter	White	Black	Latinx
Pandemic under control	69	86	66	55	70	68	78	71
Pandemic economic relief	67	80	65	54	59	65	75	71
Health care costs	61	75	59	49	59	58	73	65
Systemic racism	49	73	45	27	41	45	72	53
Obamacare/HC access	45	75	41	17	40	40	69	46
Infrastructure	43	51	41	35	31	42	52	39
Barriers to voting	42	64	37	24	34	39	60	43
College affordability	40	58	36	26	29	34	64	51
Climate change	40	69	36	14	40	36	58	47
Taxing the wealthy	37	63	32	17	40	34	54	38

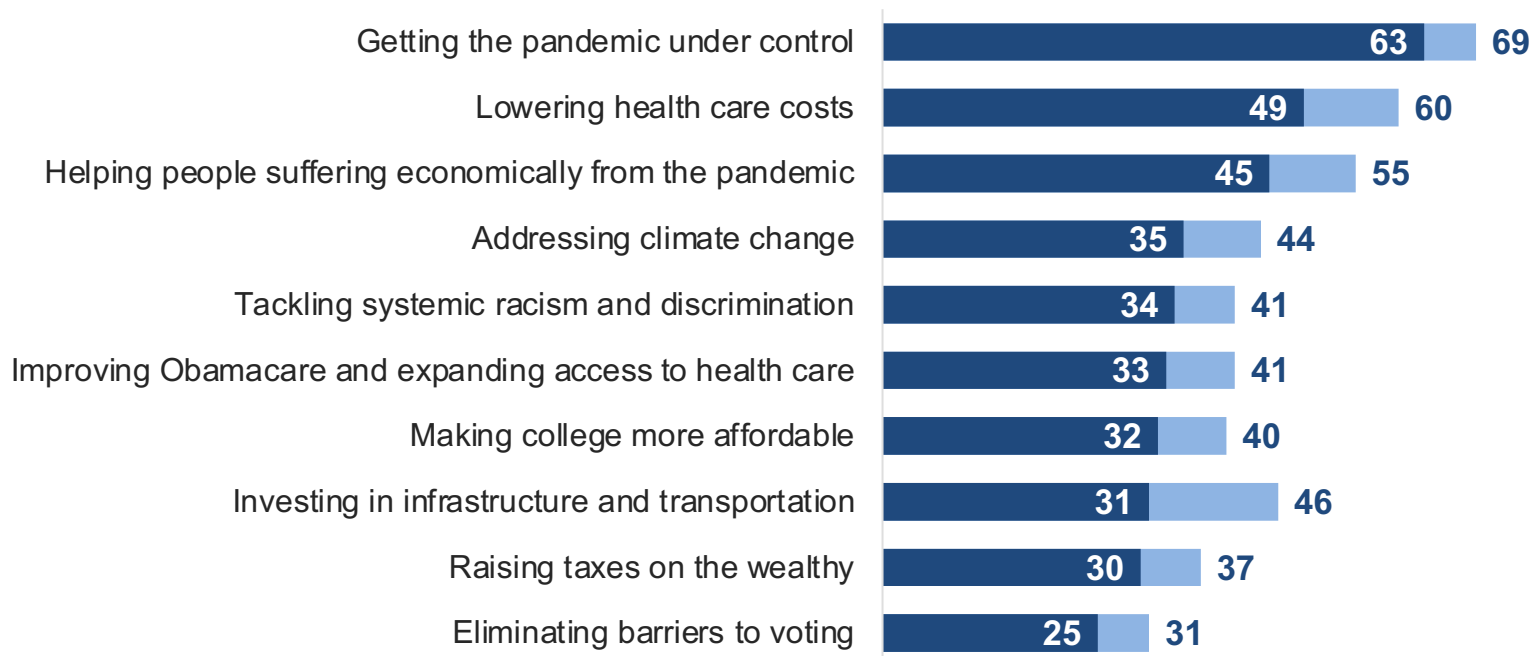
Pandemic Relief And Lower Health Care Costs Have Widest Personal Impact, Fewer See A Connection To Voting Reform And Taxing The Rich

Figure 25

Personal Impact

Using a scale from 0 to 10, how much it would improve your own personal situation if the Biden administration worked on this, where 10 means it would improve your situation a great deal and 0 means it would not improve your situation at all.

● Strong positive impact (8-10) ● Total positive impact (6-10)



Outside Democrats, Voters Narrow In On Controlling The Pandemic As Most Impactful On Their Lives; Thread To Other Issues Is Thinner

Figure 26

Personal Impact

% Strong personal impact (8-10)

	Total	Dem	Ind	Rep	Ticket Splitter	White	Black	Latinx
Pandemic under control	63	80	60	47	59	60	74	65
Health care costs	49	65	45	38	43	47	64	52
Pandemic economic relief	45	58	41	36	32	39	67	54
Climate change	35	62	29	12	27	31	50	43
Systemic racism	34	54	27	20	23	26	71	41
Obamacare/health care	33	55	28	15	28	28	60	38
College affordability	32	46	27	22	31	26	55	42
Infrastructure	31	41	28	25	19	29	45	32
Taxing the wealthy	30	49	23	16	22	26	47	31
Barriers to voting	25	41	19	15	18	20	50	32

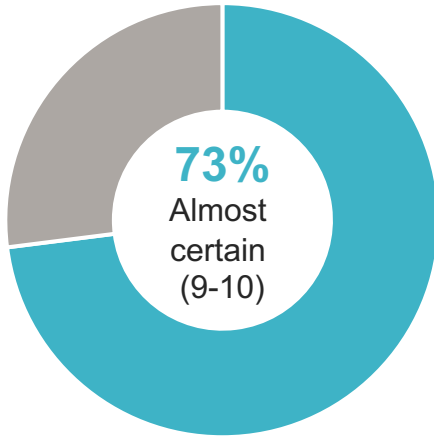


2022 Electorate

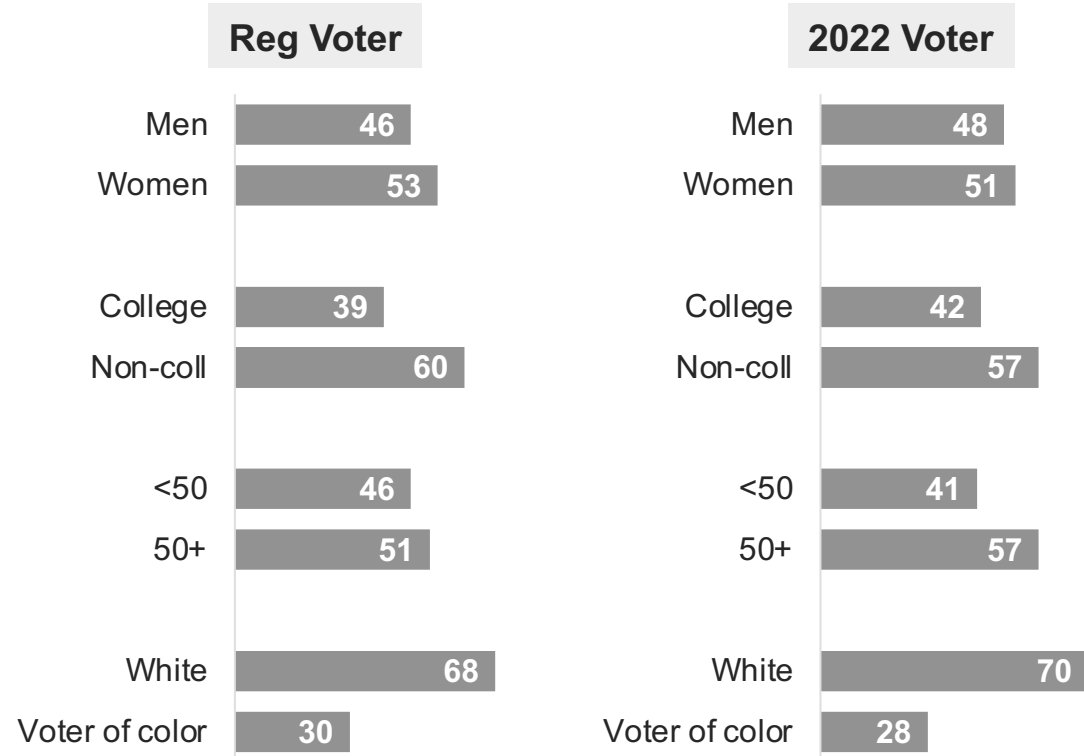
Coming Off 2020, Many Report Being Eager To Vote In The Midterms, Though The 2022 Electorate Appears Slightly Older

Figure 28

2022 Likelihood

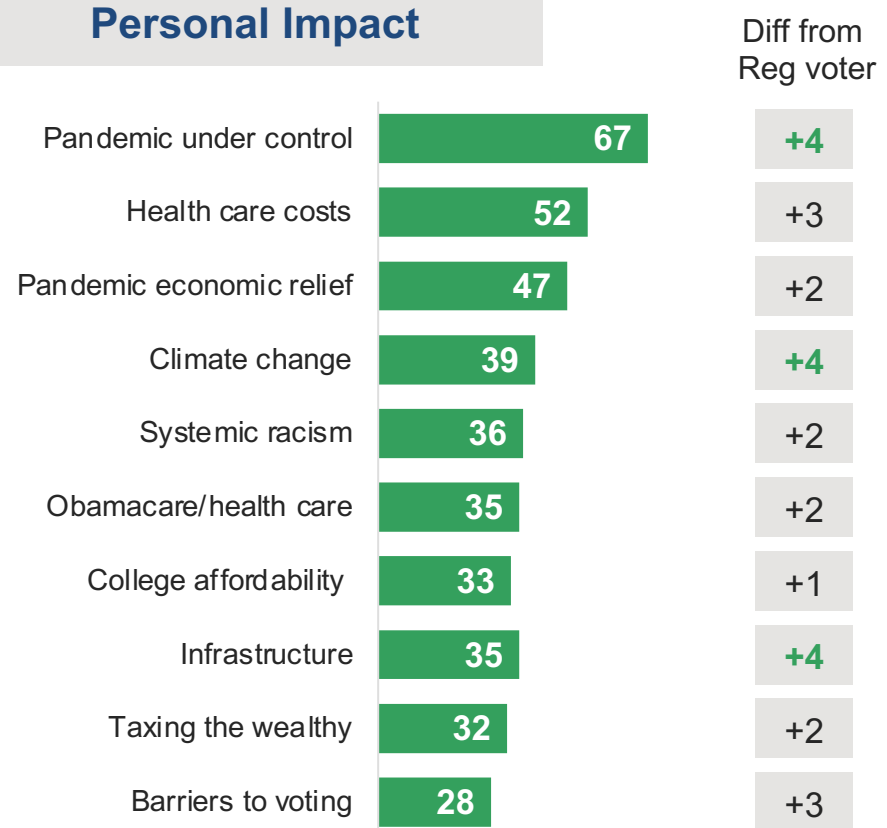
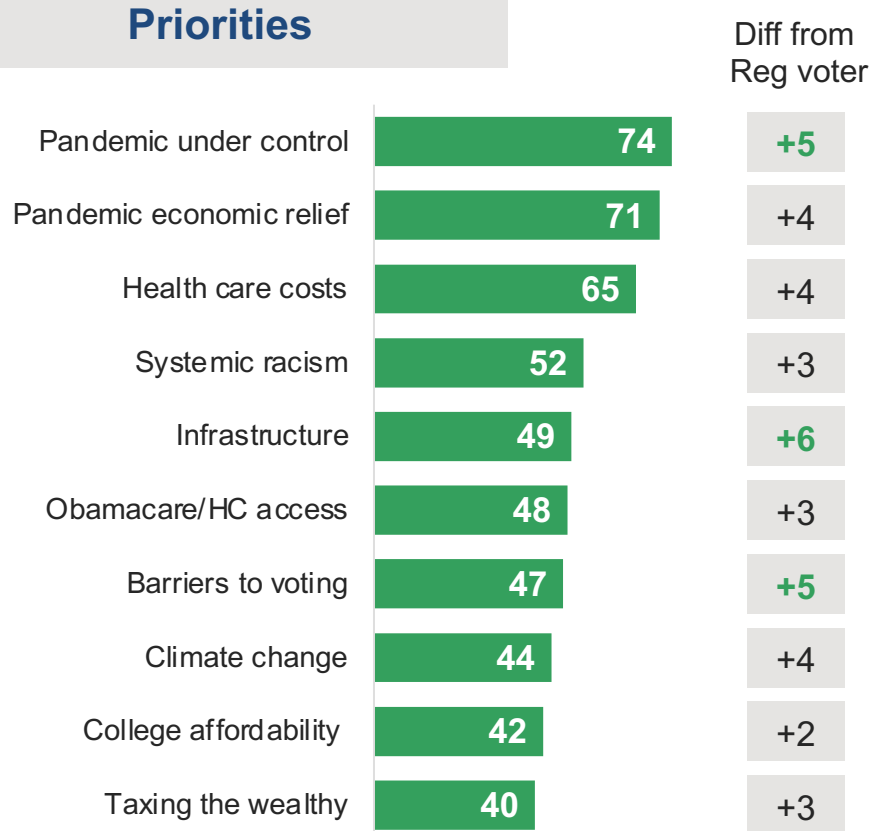


What are the changes of your voting in the 2022 election? (On a scale of 0 to 10)



Priorities Issues Are The Same For 2022 As The Full Electorate, Infrastructure Is Elevated Among This Group

Figure 29



- The country is politically fractured, and many are pessimistic about their leaders.
- Republicans stand more united in their ideological and party beliefs, while Democrats are more divided in their views.
- Despite these divisions, there is broad agreement on leaders coming together to address our most urgent challenges – the pandemic and rising health costs.
 - While other priorities are also important, fewer see their impact on their personal situation.

- Democrats still have much work to do to improve upon economic measures, while having to contend with concern that they will raise taxes.
- However, their ability to connect with regular people is an asset while Republicans are seen as disconnected and for the wealthy. And Democrats are seen as seeking common ground, aligned with voters' priorities.
- 2022 voters prioritize the same issues as the full electorate but show a slightly greater interest in infrastructure.

G B A O

RESEARCH + STRATEGY