

# The #s Behind Women-Owned Businesses

This Women's History Month, we explore some of the numbers behind businesses with employees solely owned by women.

# 1.2 M

employer firms solely owned by women



# 1 in 5

employer businesses are owned by women


# 3X

men own 3 times more firms than women



1,237,352

Women Employers

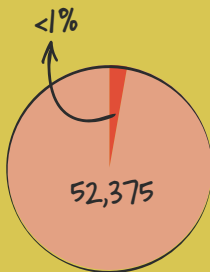


3,520,204

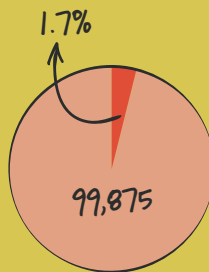
Men Employers

Women have on average **9** employees per firm

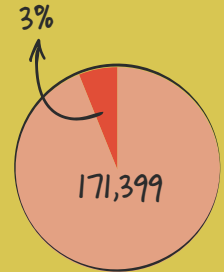
## There are 5.7 million employer firms. Of those:



are owned by Black Women



are owned by Hispanic Women



are owned by Asian Women

# 14,141

businesses are owned by female veterans



# 55+

50% of women owners are over 55 years old

# 46%

of women owners have earned less than a bachelor's degree